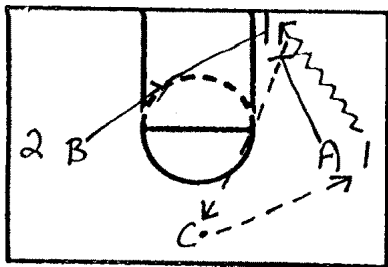
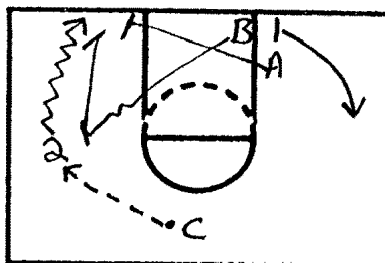


### HELPSIDE ROTATION

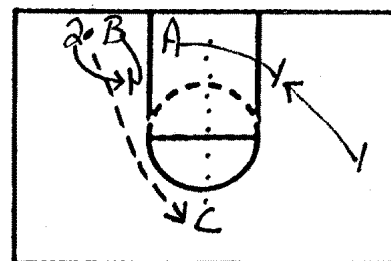
Diagrammed below is a simple way of teaching helpside rotation.



C passes to #1 and #1 drives baseline. #A attempts to cut #1 off. #B rotates to stop #1. Once stopped, #1 passes back to C.



C immediately passes to #2. #2 drives baseline. #B must sprint out, close out, and attempt to cut #2 off. #A rotates to stop #2.



Once stopped #2 passes out to C. C may pass to #1 or #2 and the drill continues or C may put up a shot. On the shot #A must go block out #1 and #B must go and block out #2.