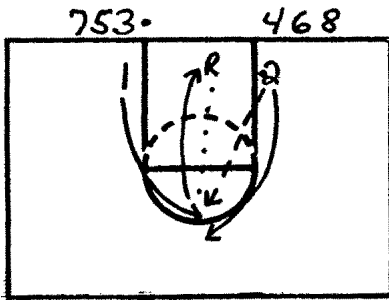
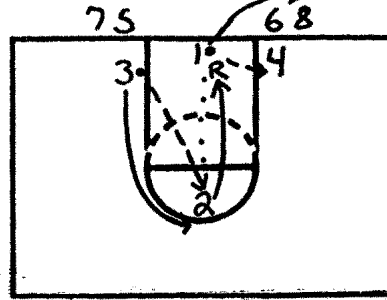


TWO BALL CONTINUOUS SHOOTING DRILL

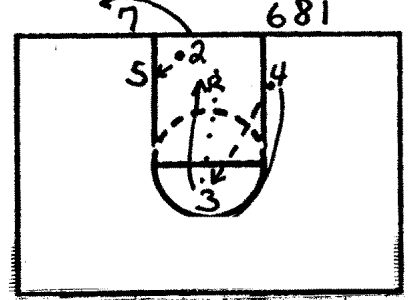
Diagrammed below is a two ball continuous shooting drill. The drill permits a lot of shooting in a short time. A teaching point is to rebound ball and give to line from which pass is received. This is also the line the player goes to for next shot.



Players #2 and #3 have a basketball. #1 breaks to the top and receives #2's pass. #1 takes shot and rebounds shot. #2 follows pass and goes to the top.



#1 rebounds ball and hands the ball to #4. #3 passes to #2 and follows pass to top. #2 takes shot and rebounds shot.



#2 rebounds ball and hands the ball to #5. #4 passes to #3 and follows pass to top. #3 takes shot and rebounds shot. #5 passes to #4 and the drill continues.