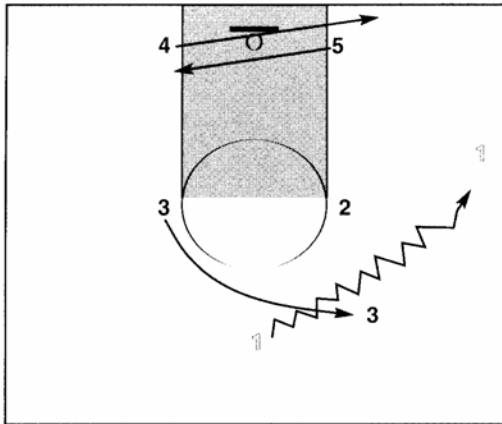


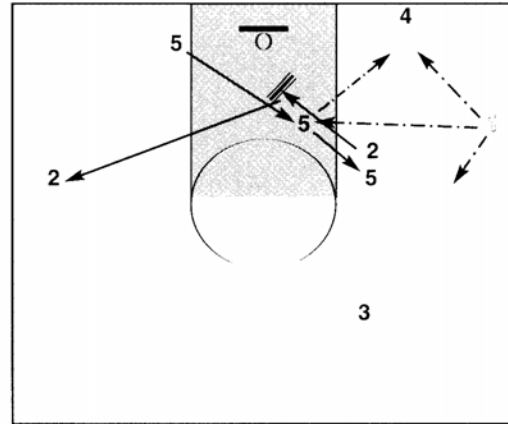
(vs. Zone) OFFENSIVE PLAY: USC (Use Short Corner)



NOTES:

FRAME 1

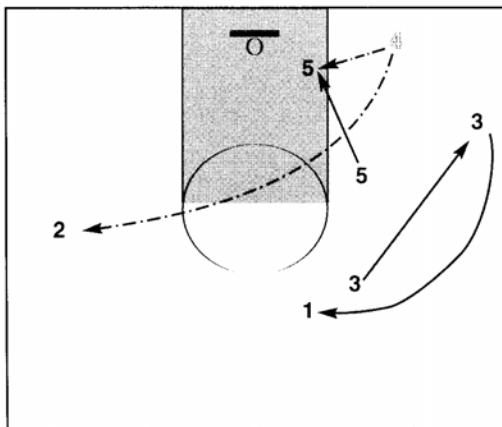
The start against a zone for USC is out of a box as 1 then takes his dribble over to the right wing. 4 crosses along the baseline to the ball side short corner. 5 slide across the middle of the key to the opposite block watching where the seams in the zone develop as they react to 1 on the wing with the ball and 4 now in the short corner. 3 rotates out of the box and fills up top for a release for 1 if needed.



NOTES:

FRAME 2

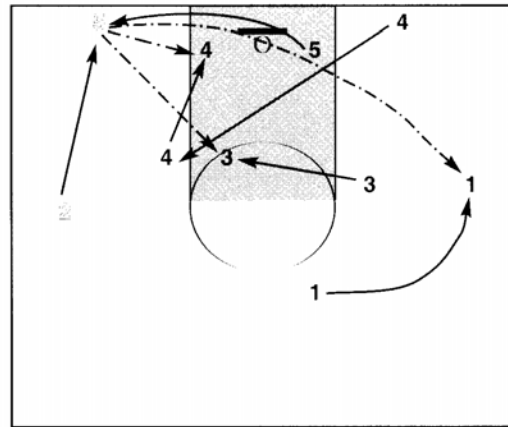
2 cuts down the middle of the key and sets a pick on the middle defender of the zone, or 5's man as 5 uses the pick to flash the elbow. If 5 is open we want 1 to make the entry pass to 5 and square up for a jumper or hit 4 with a pass who just popped in bounds to the short corner. If 5 is not open, 1 pass fakes to 3 up top which just moves the defense a little to allow for 1 to pass to 4 in the short corner. 5 remains in the high post for a count.



NOTES:

FRAME 3

4 gets the pass from 1 and 5 is now in the high post. As the zone defense reacts to the pass in the short corner we want 5 to hit the seam where the defense left to defend 4. If 5 slides into the low post open 4 makes the entry pass to 5. If not, we have an exchange with 3 and 1 and 4 will then skip pass to 2 across to the opposite wing.



NOTES:

FRAME 4

5 then continues through to the short corner on the left side. 2 may have to dribble to create a passing angle, but we want the ball in the short corner. 2 passes to 5. 4 flashes to the elbow and then slide down to the low post looking for the seam in the defense. As 4 leaves the defense may go with him, so we have 3 cut across the key in the hole in the defense at the elbow. 1 then just fades to the weak side of the court. Guaranteed, if 4 is defended and 3 is defended, the skip pass to 1 for an open tray will be there.